



S2

RETRACTABLE SCREEN

Effortless Finger-Tip Operation for Smaller Openings

The S2 Screen allows homeowners with smaller openings to enjoy the luxury of inside-outside living, insect protection, fresh air, breezes and uninterrupted views. Designed to fit nearly any door, folding, french or sliding the S2 delivers unparalleled engineering.

Operating with just a fingertip, Centor's unique load balancing technology allows screens to glide smoothly across the entire opening and effortlessly stop at any desired position. When not in use, the screen retracts discreetly into the frame, removing visual distractions to the view outside while also protecting it from damage, dust or dirt.



centor®

S2



Finger-tip operation

Engineered to glide from any height



Unobtrusive

Screens are there when needed & hidden when not



Made to order

Custom-made to your specific requirements



Reduce cooling needs

Screens allow optimal airflow throughout room



TECHNICAL BENEFITS

- Pair with smaller doors or windows, new or existing.
- Operates smoothly from any height so even the youngest family members can slide the screen with one hand.
- Screen is fully retained within frame on all sides to keep insects out.
- S2 can be mounted on the inside or outside – drainage holes are added to the sill for externally mounted systems.
- Compact design – low-profile sill, just $\frac{3}{4}$ " and 1" high options.
- Covers are quick and easy to remove to make servicing trouble free.

S2

CONFIGURATIONS

Available in four configurations:




Single | A single screen that extends from one side of the frame and covers the full width of the opening, up to 81 $\frac{7}{16}$ " wide.



Double | Two screens meeting in the middle of the opening up to 157 $\frac{7}{16}$ wide.




XO | A single screen that covers a sliding door opening and stops against the door handle. The second jamb is built into the far wall. OX is also available.




Jambless-OX | A single screen which extends to cover the opening with no jamb against the glass corner. Pairs with corner fixed-lite windows. XO also available.

INSECT SCREEN OPTIONS

Insect mesh is available in two different weave styles to suit varying environmental requirements.




Standard weave | Keeps insects like moths, flies and mosquitoes outside with durable polyester / PVC mesh construction. *Openness: 46%*



Tight weave | Made from the same durable material but feature a smaller aperture to protect against tiny insects like midges. *Openness: 37%*

FRAME COLOURS

Constructed from durable aluminium the frame can be powder-coated in one of our popular colours or customised to colour match existing doors and windows.



Perfect for retro-fit or new build, S2's options of 19mm or 25mm sill height allows easy alignment



Spanning up to 4m wide, S2 can be paired with most popular XO sliding and French doors



S2's slim frame delivers clean, unobtrusive lines and uninterrupted views



With the same cable system as S4, existing installers can fit both screen systems with ease.

Complementary S4 Corner Screen

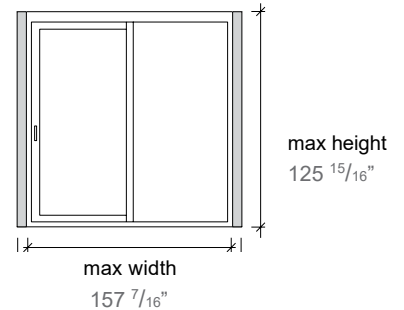
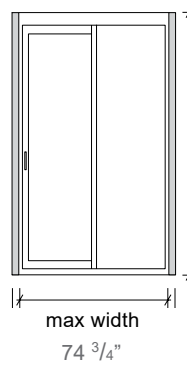


Complementary S4 Screen & Shade System



SIZE CONFIGURATIONS

S2 slimline frame is specially designed for smaller openings paired with XO sliding, French or folding doors.



Maximum Frame Width (mm)							
Sill type	Frame height	Double	Single 70mm Jamb	Single 25mm Jamb	XO 70mm Jamb	XO 25mm Jamb	Jambless
3/4" Sill	up to 125 ¹⁵ / ₁₆ "	100 ³ / ₈ "	52 ¹⁵ / ₁₆ "	51 ¹⁵ / ₁₆ "	100 ¹⁵ / ₁₆ "	98 ⁷ / ₁₆ "	-
1" Sill	up to 157 ⁷ / ₁₆ "	74 ³ / ₄ "	40 ¹ / ₈ "	38 ¹⁵ / ₁₆ "	157 ⁷ / ₁₆ "	155 ⁷ / ₁₆ "	154 ¹³ / ₁₆ "
	up to 145 ⁵ / ₈ "	100 ³ / ₈ "	52 ¹⁵ / ₁₆ "	51 ¹⁵ / ₁₆ "	157 ⁷ / ₁₆ "	155 ⁷ / ₁₆ "	154 ¹³ / ₁₆ "
	up to 125 ¹⁵ / ₁₆ "	157 ⁷ / ₁₆ "	81 ⁷ / ₁₆ "	79 ¹⁵ / ₁₆ "	157 ⁷ / ₁₆ "	155 ⁷ / ₁₆ "	154 ¹³ / ₁₆ "

Note: The maximum dimensions are affected by total fabric weight and screen tension. To ensure the product operates well, when the screen is wider the maximum height is reduced, and when the screen is taller the maximum width is reduced.

ANY SIZE, ANY TYPE OF
WINDOW OR DOOR

YOU DREAM IT,
WE MAKE IT.

COLOR OPTIONS FOR INDIVIDUAL WINDOW DESIGN



Eco Windows USA provides top quality window, door & façade solutions in Brass, Steel, Aluminum, Wood and PVC. Our systems are highly customizable, allowing for almost unlimited possibilities to arrange elevations and building interiors for both residential and commercial use. Eco brand of windows and doors is made by combining precisely selected materials, premium German hardware and latest technologies. We have almost an unlimited potential in terms of both colors and their different shades. Our offer includes full consult, design & installation services.